



Brookhaven  
National Laboratory

BNL-101931-2014-TECH  
AD/RHIC/19;BNL-101931-2013-IR

## Status of Magnet System for RHIC

P. Thompson

May 1986

Collider Accelerator Department  
**Brookhaven National Laboratory**

**U.S. Department of Energy**

USDOE Office of Science (SC)

Notice: This technical note has been authored by employees of Brookhaven Science Associates, LLC under Contract No. DE-AC02-76CH00016 with the U.S. Department of Energy. The publisher by accepting the technical note for publication acknowledges that the United States Government retains a non-exclusive, paid-up, irrevocable, world-wide license to publish or reproduce the published form of this technical note, or allow others to do so, for United States Government purposes.

## **DISCLAIMER**

This report was prepared as an account of work sponsored by an agency of the United States Government. Neither the United States Government nor any agency thereof, nor any of their employees, nor any of their contractors, subcontractors, or their employees, makes any warranty, express or implied, or assumes any legal liability or responsibility for the accuracy, completeness, or any third party's use or the results of such use of any information, apparatus, product, or process disclosed, or represents that its use would not infringe privately owned rights. Reference herein to any specific commercial product, process, or service by trade name, trademark, manufacturer, or otherwise, does not necessarily constitute or imply its endorsement, recommendation, or favoring by the United States Government or any agency thereof or its contractors or subcontractors. The views and opinions of authors expressed herein do not necessarily state or reflect those of the United States Government or any agency thereof.

Accelerator Development Department

Brookhaven National Laboratory  
Associated Universities, Inc.  
Upton, New York 11973

RHIC Technical Note No. 19

Status of Magnet System for RHIC

P. Thompson, et al.

May 1986

STATUS OF MAGNET SYSTEM FOR RHIC\*

P.A.Thompson, J.Cottingham, P.Dahl, R.Fernow,  
M.Garber, A.Ghosh, C.Goodzeit, A.Greene, H.Hahn, J.Herrera,  
S.Kahn, E.Kelly, G.Morgan, S.Plate, A.Prodell, W.Sampson,  
W.Schneider, R.Shutt, P.Wanderer, E.Willen  
Brookhaven National Laboratory, Upton NY, 11973

Introduction

A Relativistic Heavy Ion Colliding beam accelerator<sup>1</sup> (RHIC) has been proposed at Brookhaven National Laboratory. The machine would generate colliding beams of energies up to 100 GeV/amu of ions as heavy as <sup>197</sup>Au. The facilities necessary to accelerate these ions up to 11 GeV/amu are either already operational or under construction at BNL. This paper will discuss the magnet system for the actual collider ring itself, which will further accelerate the particles to beam energies of between 7 and 100 GeV/amu, store them, and provide interaction regions. This magnet system will consist of two rings of superconducting magnets placed in an existing 3.8 km tunnel.

Because of the much larger charge, the emittance of heavy ion beams is greatly increased by intra-beam scattering<sup>2</sup>. This requires a larger aperture than an equivalent proton machine. Much of the interesting physics requires the collision of ions of differing masses, with protons striking gold being the extreme case. To accomplish this, the two rings must run at magnetic fields differing by a factor of 2.5. This is a comparatively small machine and must maximize the use of available technology to minimize R&D.

RHIC MAGNET INVENTORY

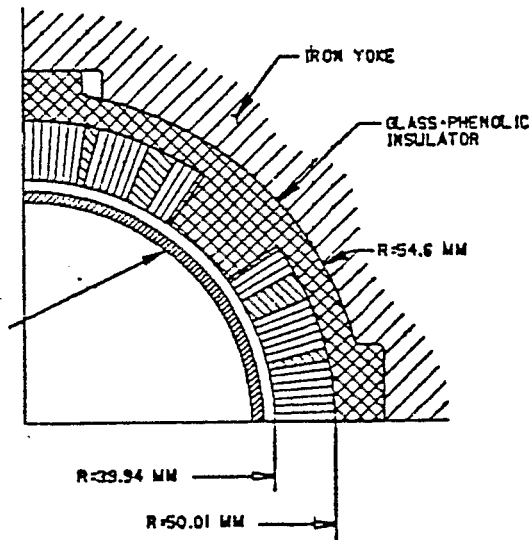
| Magnet Type | Length<br>(m) | Bore<br>(mm) | Field<br>(T) | Number | Status   |
|-------------|---------------|--------------|--------------|--------|--|
| Regular Arc | .....         |              |              |        |  |
| Dipoles     | 9.5           | 80           | 3.5          | 288    | 4 full size prototypes<br>under construction<br>5 successful tests |
| Quadrupoles | 1.2           | 80           | 67/m         | 276    | Engineering Design   |
| Sextupoles  | 0.75          | 80           | 1300/mxm     | 276    | Engineering Design   |
| Correctors  | 0.5           | 80           | ..           | 276    | Magnetic Design  |
| Insertions  | .....         |              |              |        |  |
| Dipoles     | 3.5/5.5       | 80           | 3.5          | 24     | Same as Regular Arc  |
|             | 4.4           | 100          | 4.4          | 24     | Magnetic Design  |
|             | 3.3           | 200          | 3.3          | 12     | Conceptual Design  |
| Quads       | 1.1/1.7       | 80           | 67/m         | 144    | Same as Regular Arc  |
|             | 1.1/2.2       | 130          | 57/m         | 72     | Conceptual Design  |
| Sextupoles  | 0.75          | 80           | 1300/mxm     | 12     | Conceptual Design  |
| Correctors  | 0.5           | 80           | ..           | 144    | Conceptual Design  |
|             | 0.5           | 130          | ..           | 96     | Conceptual Design  |

\* Work supported by the U.S. Department of Energy

### Magnet Design

These constraints produce a design which is significantly different from the superconducting proton machines built or under construction: large bore -- 80 mm, modest dipole field -- 3.5 Tesla, short, strong focussing cell structure -- 1 dipole/half cell, independence of the two rings -- both magnetic and cryogenic. The lattice consists of 6 arcs of 12 cells each plus six interaction regions.

The design of the quadrupole, which uses the same concepts as the dipole is shown in Fig. 1. The conductor is a 30 strand Rutherford cable (Cu-63%, NbTi-37%) which is partially keystoneed. The molded coil fits into the precision molded insulator which is forced against alignment steps in the iron lamination. The iron laminations are compressed and welded to establish the 10 kpsi prestress. The helium is contained with a stainless steel jacket welded around the yoke.



RHIC (BBC) R & D DIPOLES  
TRAINING DATA AT 4.5 K

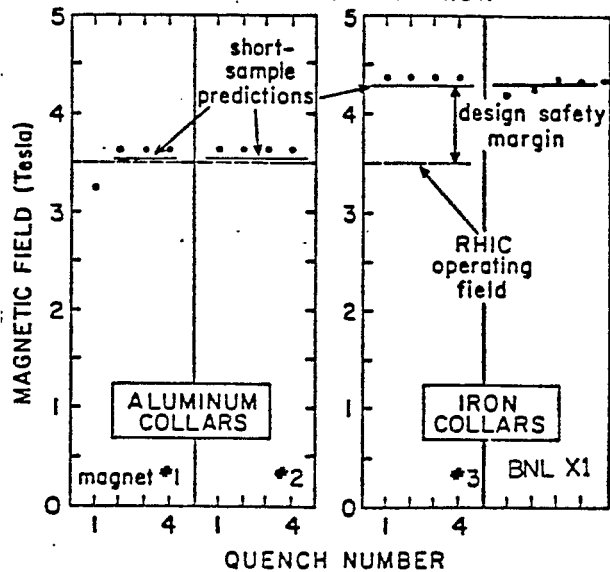


Fig. 1 Quadrupole Cross Section      Fig. 2 Quench History Experimental Magnets.

### Prototypes

Three classes of prototypes are complete or under construction. The first class consists of five experimental magnets to test the basic properties of the one layer iron clamped design. The second consists of 4.5 meter long field quality magnets (only one built to date). The last consists of full length (9.5 meter) pre-production prototypes. (Four of these are under construction). The experimental magnets were intended to investigate construction techniques and quench performance. These were built with coils wound and molded by FNAL. BNL constructed one magnet using these coils and a modified CBA yoke. No difficulties were experienced in the construction and the test results are shown in Fig. 2. In addition to the complete absence of training apparent in this figure, quench velocity measurements indicated that for a full scale magnet the maximum temperature would be 700 K, comfortably below the measured 1050 K damage

threshold. The test results for three additional magnets assembled by Brown Boveri et Cie are also shown. These magnets demonstrated that the technology could be transferred successfully to private industry. The variations of collar materials verified that the iron collared magnets performed exactly as predicted. The performance shown in this figure is unprecedented for a new magnet design.

The field quality magnets are being constructed to verify the calculations and to check the details of the final design geometry. The first of these was constructed of the same cable as intended for the final design. This cable was fully keystoneed. This resulted in excessive compression of the inner edge of the cable which is believed to be the cause of the quench performance shown in Fig. 3. Because of this training, the coil was redesigned as shown in Fig. 1 to use partially keystoneed cable. The field measurements are shown in Fig. 4; the agreement with calculations is within the uncertainties.

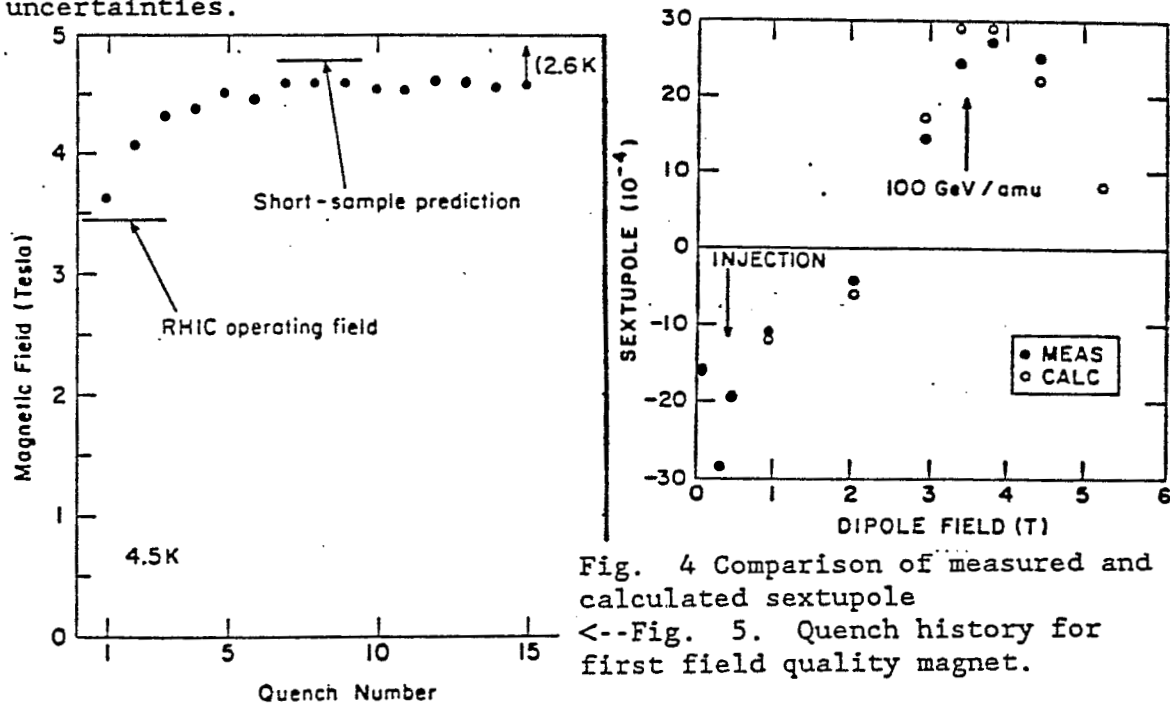


Fig. 4 Comparison of measured and calculated sextupole  
 <--Fig. 5. Quench history for first field quality magnet.

Presently full length magnets with the revised cable are under construction (one at BNL and three at BBC). These are intended to be full scale production models and will be connected together for a string test, as well as individual quench and field quality testing.

#### References

1. "RHIC and Quark Matter: Proposal for a Relativistic Heavy Ion Collider at Brookhaven National Laboratory", BNL 51932, UC-28, TIC-4500(1985)  
 P.A. Thompson, et al., "Superconducting Magnet System for RHIC", IEEE Trans. Nucl. Sci. NS-32, No. 5, 3698
2. G. Parzen, "Strong Intra-beam Scattering in Proton and Heavy Ion Beams", IEEE NS-32, No. 5, 2326, (1985)