



Brookhaven
National Laboratory

BNL-99566-2013-TECH

C-A/AP/421;BNL-99566-2013-IR

Multipole Error Data Analysis for RHIC Low-Energy Operations

C. Montag

January 2011

Collider Accelerator Department
Brookhaven National Laboratory

U.S. Department of Energy

USDOE Office of Science (SC)

Notice: This technical note has been authored by employees of Brookhaven Science Associates, LLC under Contract No. DE-AC02-98CH10886 with the U.S. Department of Energy. The publisher by accepting the technical note for publication acknowledges that the United States Government retains a non-exclusive, paid-up, irrevocable, world-wide license to publish or reproduce the published form of this technical note, or allow others to do so, for United States Government purposes.

DISCLAIMER


This report was prepared as an account of work sponsored by an agency of the United States Government. Neither the United States Government nor any agency thereof, nor any of their employees, nor any of their contractors, subcontractors, or their employees, makes any warranty, express or implied, or assumes any legal liability or responsibility for the accuracy, completeness, or any third party's use or the results of such use of any information, apparatus, product, or process disclosed, or represents that its use would not infringe privately owned rights. Reference herein to any specific commercial product, process, or service by trade name, trademark, manufacturer, or otherwise, does not necessarily constitute or imply its endorsement, recommendation, or favoring by the United States Government or any agency thereof or its contractors or subcontractors. The views and opinions of authors expressed herein do not necessarily state or reflect those of the United States Government or any agency thereof.

C-A/AP/#421

Jan. 2011

Multipole Error Data Analysis for RHIC Low-Energy Operations

C. Montag



**Collider-Accelerator Department
Brookhaven National Laboratory
Upton, NY 11973**

Notice: This document has been authorized by employees of Brookhaven Science Associates, LLC under Contract No. DE-AC02-98CH10886 with the U.S. Department of Energy. The United States Government retains a non-exclusive, paid-up, irrevocable, world-wide license to publish or reproduce the published form of this document, or allow others to do so, for United States Government purposes.

Multipole error data analysis for RHIC low-energy operations

Christoph Montag

January 14, 2011

1 Run-10 experience at low energies

In FY10, RHIC operated with gold beams at three different energies below its regular injection energy, namely at $\sqrt{s} = 5$ GeV, 7.7 GeV, and 11.5 GeV. While beam lifetimes of about 10 minutes were achieved at 11.5 GeV and 7.7 GeV, leading to stable collider operation, beam lifetimes during tests at $\sqrt{s} = 5$ GeV were only of the order of several seconds. Though space charge effects are a major concern in low energy operations due to the $1/\gamma^2$ scaling of the space charge force, these can effectively be ruled out as the main cause of this abysmal performance because of the tiny bunch intensities of approximately 10^8 Au/bunch, compared to 10^9 Au/bunch at the two higher energies.

During these 5 GeV tests, large betatron tune spreads were observed, but the extremely short beam lifetime prevented chromaticity measurements. Instead, chromaticities were scanned over a range of 40 units, but to no effect. It was therefore suspected at that time that the large tune spread was caused by higher-order multipole errors in the RHIC magnets.

2 Measured multipole errors

In preparation for the low-energy run in FY10, dedicated multipole measurements were performed on one spare dipole and one spare quadrupole magnet each. The magnets were cycled through a hysteresis cycle with a maximum field corresponding to 100 GeV proton operations. At various field values along the hysteresis cycle, the main field component as well as the two lowest allowed multipole errors (sextupoles and decapoles for dipoles, dodecapoles and 20-poles for quadrupoles) were measured with a rotating coil. The multipole components thus obtained are depicted in Figure 1.

For an easier comparison of the various multipole components at different energies, the sextupole, 10-, 12-, and 20-pole components for $\sqrt{s} = 5$ GeV, $\sqrt{s} = 7.7$ GeV, regular injection energy, and 100 GeV proton beam energy are listed in Table 1.

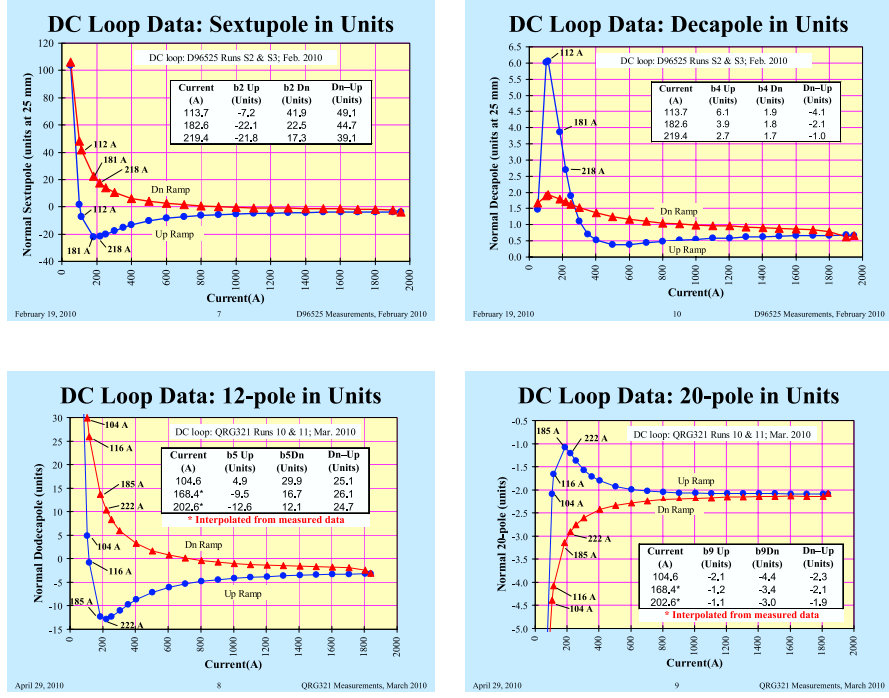


Figure 1: Measured multipole components in one spare arc dipole and one spare arc quadrupole magnet each.

Table 1: Comparison of measured multipoles at four different energies.

	$\sqrt{s} = 5 \text{ GeV}$	$\sqrt{s} = 7.7 \text{ GeV}$	regular injection	100 GeV protons
sextupole	-7.2	-22.1	-10	-3
10-pole	6.1	3.9	0.4	0.7
12-pole	4.9	-9.5	-7	-3
20-pole	-2.1	-1.2	-1.9	-2.1

As already mentioned earlier, beam lifetimes were of the order of 10 minutes at $\sqrt{s} = 7.7$ GeV, and they are significantly longer at regular injection energy and store energy. We can therefore conclude that the multipole components corresponding to these energies are not particularly harmful to the beam lifetime.

Comparing the multipoles for $\sqrt{s} = 5$ GeV with those at these higher energies, we make the following observations:

- The sextupole component at $\sqrt{s} = 5$ GeV is comparable to the one at regular injection energy, and a factor three *smaller* than at $\sqrt{s} = 7.7$ GeV;
- the 10-pole is about 50 percent larger at $\sqrt{s} = 5$ GeV than at $\sqrt{s} = 7.7$ GeV;
- the magnitude of the 12-pole at $\sqrt{s} = 5$ GeV is about half as large as at $\sqrt{s} = 7.7$ GeV, but has the opposite sign than at the other three energies;
- the 20-pole component at $\sqrt{s} = 5$ GeV is practically the same as at regular injection energy.

Based on these observations, we can therefore conclude that the poor lifetime performance at $\sqrt{s} = 5$ GeV was most likely *not* caused by excessive multipole components at this energy.

3 Modeling issues

In the model, the sextupole component b_2 as function of energy is calculated by a fit function, based on measured data between regular injection and store energies. This fit function was not modified for low energy operations; instead, the existing fit was extrapolated towards low energies. As indicated in Figure 2, this results in a good prediction of b_2 at $\sqrt{s} = 7.7$ GeV, while the predicted value for b_2 at $\sqrt{s} = 5$ GeV is around -30 units, instead of the correct value of -7.2 units. Taking into account the fact that one unit of b_2 results in approximately 5 units of chromaticity, we therefore conclude that during the $\sqrt{s} = 5$ GeV test the chromaticity was off by roughly 100 units.

This huge chromaticity explains the large tune spread observed during the test, and why even the performed chromaticity scan over 40 units was not sufficient to improve the situation. For future runs at $\sqrt{s} = 5$ GeV, the measured b_2 data have to be included properly in the model. The difficulty here lies in the fact that these measurements were taken on a single spare dipole magnet. Based on this data set, the b_2 component of all the RHIC dipoles has to be inferred in a meaningful manner to allow chromaticity prediction within an error margin of ± 10 units.

While there is no information available on triplet quadrupole errors at low energy, these are not expected to dominate the beam dynamics due to the small number of magnets involved and the moderate β -functions in the triplets during low-energy operations with $\beta^* = 10$ m, unless triplet quadrupoles perform significantly worse at low energy than arc magnets.

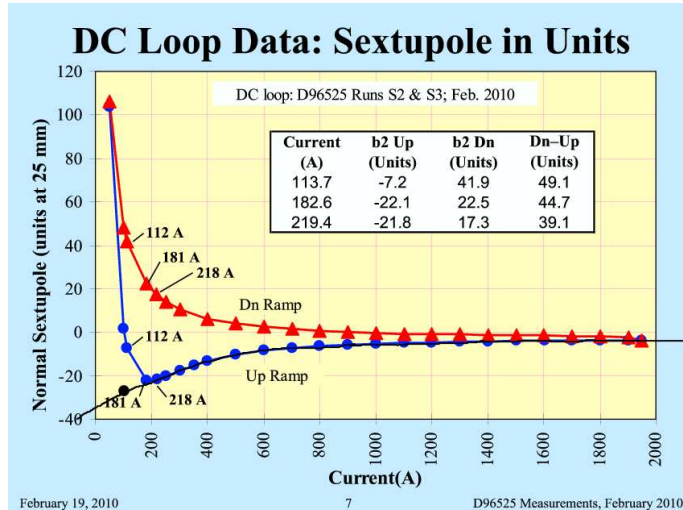


Figure 2: Measured sextupole component b_2 in the spare dipole. The black line indicates the extrapolation of data between regular injection and store to low energies, as used during the test in FY10. At a magnet current of 113.7 A, which corresponds to $\sqrt{s} = 5$ GeV, this extrapolation predicts $b_2 = -30$ units, while the measured value is $b_2 = -7.2$ units.

4 Summary

During FY10, RHIC performed well at $\sqrt{s} = 7.7$ GeV and above, while at $\sqrt{s} = 5$ GeV the beam lifetime was only seconds, even at tiny intensity. This poor performance cannot be explained by measured main magnet multipole errors. Instead, the most likely explanation is a totally wrong main dipole b_2 component in the model that resulted in a chromaticity discrepancy between machine and model of roughly 100 units. Tracking studies are required to determine whether 50 percent larger 10-pole and opposite sign for 12-pole play any significant role as well, including the “bipolar” sextupole scheme [1] used during operations.

5 Acknowledgments

I would like to thank Joanne Beebe-Wang, Guillaume Robert-Demolaize, and Animesh Jain for fruitful discussions.

References

- [1] C. Montag et al., “Mimicking bipolar sextupole power supplies for low-energy operations at RHIC”, to be published