

## Attempted transverse impedance measurement in RHIC

M. Blaskiewicz

July 2012

Collider Accelerator Department  
**Brookhaven National Laboratory**

**U.S. Department of Energy**

USDOE Office of Science (SC)

Notice: This technical note has been authored by employees of Brookhaven Science Associates, LLC under Contract No. DE-AC02-98CH10886 with the U.S. Department of Energy. The publisher by accepting the technical note for publication acknowledges that the United States Government retains a non-exclusive, paid-up, irrevocable, world-wide license to publish or reproduce the published form of this technical note, or allow others to do so, for United States Government purposes.

## **DISCLAIMER**

This report was prepared as an account of work sponsored by an agency of the United States Government. Neither the United States Government nor any agency thereof, nor any of their employees, nor any of their contractors, subcontractors, or their employees, makes any warranty, express or implied, or assumes any legal liability or responsibility for the accuracy, completeness, or any third party's use or the results of such use of any information, apparatus, product, or process disclosed, or represents that its use would not infringe privately owned rights. Reference herein to any specific commercial product, process, or service by trade name, trademark, manufacturer, or otherwise, does not necessarily constitute or imply its endorsement, recommendation, or favoring by the United States Government or any agency thereof or its contractors or subcontractors. The views and opinions of authors expressed herein do not necessarily state or reflect those of the United States Government or any agency thereof.

C-A/AP/#458

July 2012

# **Attempted transverse impedance measurement in RHIC**

**M. Blaskiewicz  
C. Montag**



**Collider-Accelerator Department  
Brookhaven National Laboratory  
Upton, NY 11973**

Notice: This document has been authorized by employees of Brookhaven Science Associates, LLC under Contract No. DE-AC02-98CH10886 with the U.S. Department of Energy. The United States Government retains a non-exclusive, paid-up, irrevocable, world-wide license to publish or reproduce the published form of this document, or allow others to do so, for United States Government purposes.

# Attempted Transverse Impedance Measurement in RHIC

M. Blaskiewicz

C. Montag

July 20, 2012

## 1 Results

An attempt was made to improve earlier measurements of transverse impedance in RHIC<sup>1</sup>. Measurement with protons at injection were made on March 7, 2012. Data were taken in the yellow ring with the current as a function of time shown in Figure 1. We used the RHICBTF application with varying numbers of bunches. The measured beam transfer functions are shown in Figures 2 and 3. The two indices parameterizing each curve are the peak current and the number of bunches in the symmetric fill. For the horizontal data in Fig 1 the two blue curves for 8A peak current with 28 bunches have a larger measured tune difference than the green curve with 5A peak current and 6 bunches or the magenta curve with 4A peak current and 28 bunches. The expected tune shift for a transverse impedance of  $4M\Omega/m$  and 4 amps is 0.0012. This is comparable to the measured vertical tune shift when changing from 8 to 28 bunches. The RHIC impedance is broadband so any change in tune with bunch number is an instrumental effect. We conclude that another measurement technique is needed to obtain reliable results.

---

<sup>1</sup>“Transverse Impedance Measurements at the RHIC” S.Y. Zhang, H. Huang, P. Cameron, A. Drees, R. Fliller, T. Satogata, EPAC02, p1112, (2002)

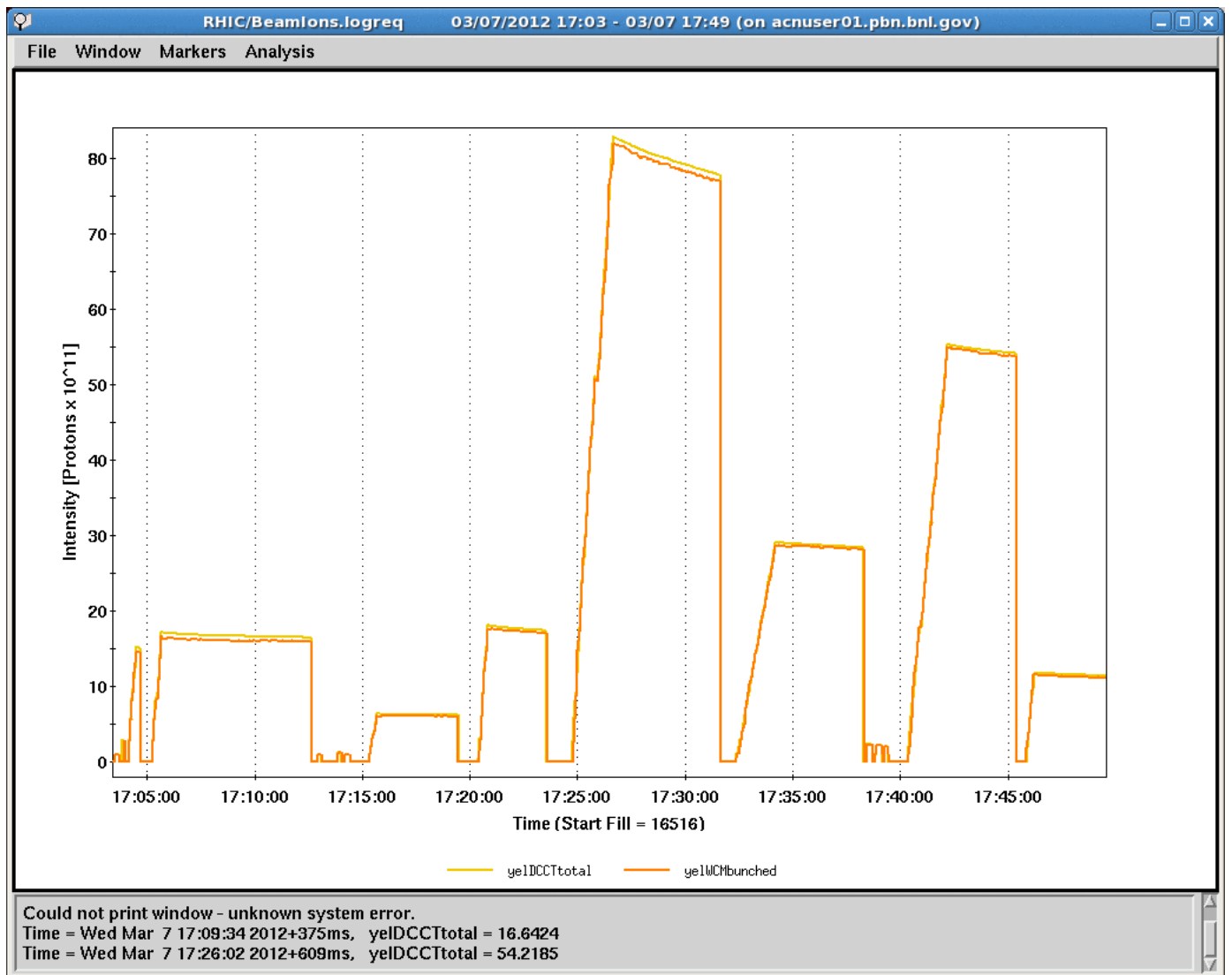


Figure 1: yellow beam current during the experiment

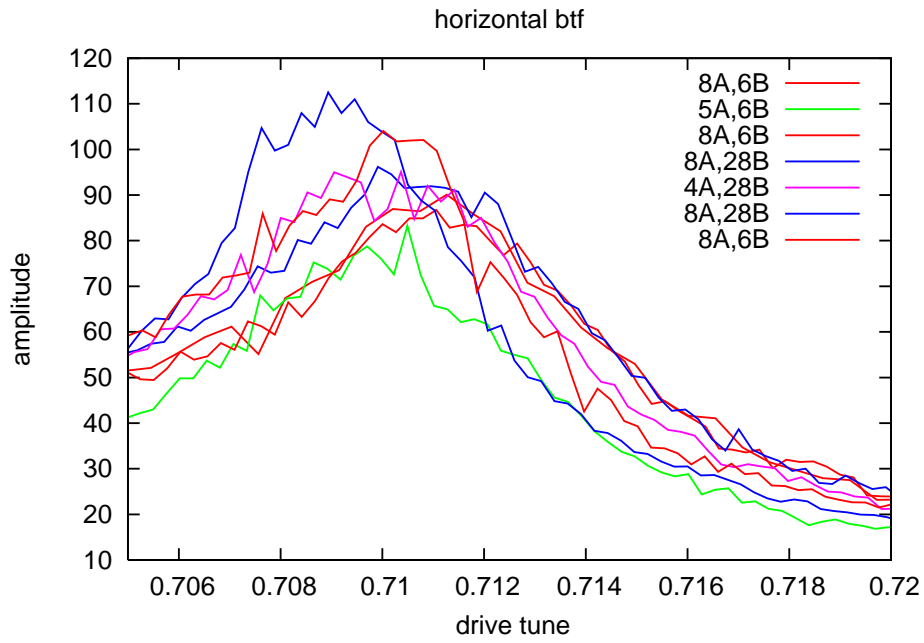


Figure 2: Horizontal BTFs for a range of intensities and fill patterns

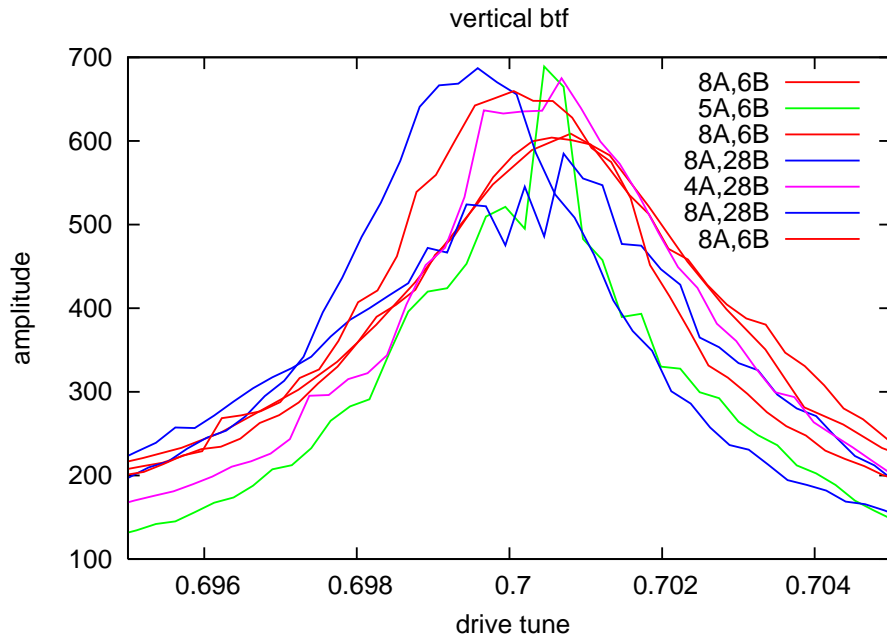


Figure 3: Vertical BTFs for a range of intensities and fill patterns