

## The Booster Lattice

E. D. Courant

January 1986

Collider Accelerator Department  
**Brookhaven National Laboratory**

**U.S. Department of Energy**

USDOE Office of Science (SC)

Notice: This technical note has been authored by employees of Brookhaven Science Associates, LLC under Contract No.DE-AC02-76CH00016 with the U.S. Department of Energy. The publisher by accepting the technical note for publication acknowledges that the United States Government retains a non-exclusive, paid-up, irrevocable, world-wide license to publish or reproduce the published form of this technical note, or allow others to do so, for United States Government purposes.

## **DISCLAIMER**

This report was prepared as an account of work sponsored by an agency of the United States Government. Neither the United States Government nor any agency thereof, nor any of their employees, nor any of their contractors, subcontractors, or their employees, makes any warranty, express or implied, or assumes any legal liability or responsibility for the accuracy, completeness, or any third party's use or the results of such use of any information, apparatus, product, or process disclosed, or represents that its use would not infringe privately owned rights. Reference herein to any specific commercial product, process, or service by trade name, trademark, manufacturer, or otherwise, does not necessarily constitute or imply its endorsement, recommendation, or favoring by the United States Government or any agency thereof or its contractors or subcontractors. The views and opinions of authors expressed herein do not necessarily state or reflect those of the United States Government or any agency thereof.

Accelerator Division  
Alternating Gradient Synchrotron Department  
BROOKHAVEN NATIONAL LABORATORY  
Associated Universities, Inc.  
Upton, New York 11973

Accelerator Division  
Technical Note

No. 233

The Booster Lattice

E.D. Courant and Z. Parsa

January 15, 1986

## ABSTRACT

THIS NOTE DESCRIBES THE AGS-BOOSTER LATTICE, ITS SUPERPERIODS AND THEIR COMPONENTS. RESULTS OBTAINED FROM THE SYNCHROTRON DESIGN PROGRAM SYNCH ARE ALSO INCLUDED.

## INTRODUCTION:

---

The AGS Booster is designed to be an intermediate synchrotron injector for the AGS, capable of accelerating Protons and Heavy Ions.

Specifications call for the Booster to accelerate protons from 200 MeV, the Linac operating energy to 1 GeV, (with the possibility of an upgrade to 2.5 GeV).

As presently designed, the Booster will have a circumference equal to one quarter that of AGS [ref1]. It will be capable of accelerating protons to 1 GeV at 10 Hz repetition rate and Heavy Ions to magnetic rigidity equal to 16.7 Tesla-Meter at a 1 Hz repetition rate.

The Booster will have a FODO lattice with bending magnets missing in some cells. The dipoles of the proposed lattice have an aperture of 3.25" x 10" and injection field of about 1.6 KG (.7 KG for Heavy Ions). Magnetic field cycle requirements are 4 KG at 10 Hz rate for 1 GeV protons and 12 KG at 1 Hz rate for Heavy Ions. Amplitude (BETAX, BETAY) and Dispersion functions of the lattice obtained from our SYNCH run are shown in Figure 3.

In total, the Booster will have 36 dipoles, each of 2.4 meter magnetic length, and 48 quadrupoles each of 0.50375 meter magnetic length. For maximum tuning versatility the dipoles and the quadrupoles will be independently powered.

The space needed for RF acceleration, injection, ejection and abort system is provided by omitting some bending magnets from the FODO structure focusing without otherwise interrupting the periodicity. We have chosen a "seperated function" structure with quadrupoles and zero-gradient dipoles.

This specific lattice structure consists of six identical superperiods, designated A to F, with each superperiod containing:

- two full cells with bending magnets;
- one empty half cell [bending magnet omitted];
- two full cells;
- one empty half cell;
- two full cells;

as shown in Figure 2.

There is also a one meter free space on one side of each quadrupole which can be utilized for chromaticity - correcting sextupoles and other correcting and monitoring devices. The choice of sextupole and corrector layouts will be discussed in a subsequent report.

## I. SUPERPERIOD STRUCTURE

---

The AGS-Booster lattice has six superperiods, with the structure formula written symbolically for a complete superperiod as

$$S = D \ b \ F \ b \ D \ n \ F \ b \ D \ b \ F \ n \ D \ b \ F \ b$$

where the components of the superperiod are the following:

D - Defocusing quadrupoles (0.50375 meters)

F - Focusing quadrupoles (0.50375 meters)

0 - Drift space (1 meter)

o - Drift space (.3 meters)

N - Drift space (2.4 meters), [section with no magnet]

B - Dipole (bending) magnet (2.4 meters)

b - oBO

n - oNO Drift space (3.7 meters)

Booster coordinates and parameter list are given in references 2 and 3. Here we show the geometrical layout, global labeling and the lattice functions.

Figure 1, shows the overall layout of the Booster ring including the locations and directions of proton (p) injection (at C6), Heavy Ion (H.I.) injection (at A3) and beam extraction (at F6). In addition, we have shown the global labeling of the lattice divided into six super-periods (with the clockwise Beam direction) starting from the AF junction which is located 0.161764 Radians South of East with respect to the center of the Booster.

A schematic diagram of the lattice and components of the superperiod are illustrated in Figure 2. There the Focusing Quadrupoles ( $\uparrow$ ), Defocusing Quadrupoles ( $\downarrow$ ), Bending Magnets (Dipoles  $\square$ ), and two families of sextupoles (X) SF (Focusing) and SD (Defocusing) are shown. In this scheme we have included four sextupoles for illustration purposes only, (the actual number of sextupoles is still under study).

---

#### References:

1. The proposed parameters were all obtained from Y.Y. Lee, private Communications; AGS Booster Conceptual Design Report, Vol. I, (April 1984).
2. Booster Coordinates, Booster Tech. Note No. 3  
Z. Parsa, G.F. Dell (January 1986)
3. Booster Parameter List, Booster Tech. Note No.2,  
Z. Parsa, (January 1986).
4. Calculation of Eddy Currents, Booster Tech. Note  
No. 4, G. Morgan and S. Kahn, (January 1986).



SECTION III  
-----

In this section we give a summary of the parameters obtained from program SYNCH using:

DUAO: [PARSA1.BOOSTER]SYNBOOST.DAT

as input.

In addition we have included a copy of our result in the Appendix.

Tables I, II, and III shows the Betatron functions and the Amplitude dependence of tunes for linear lattice, Eddy Current sextupoles and correction sextupoles 1,2,4,7 (illustrated in Figure 2) respectively.

We note that; Eddy Current sextupole strengths are taken to be 0.12 Tesla per meter square [4], at 200 MeV Proton injection energy (in all dipoles); and in case III, correction sextupoles are added (to Eddy Current sextupoles) to make the overall chromaticity zero. Alternate sextupole configurations will be discussed in subsequent notes.

TABLE I  
-----

-----  
1BETATRON FUNCTIONS OF BSP (Linear lattice)  
-----

CIRCUMFERENCE = 201.7800 M  
RADIUS = 32.1143 M

THETX = 6.28318532 RAD      NUX = 4.75000  
THETY = 0.00000000 RAD      NUY = 4.75000

DNUX/(DP/P) = -4.80824      (DS/S)/(DP/P) = .0434943  
DNUY/(DP/P) = -5.13813      TGAM = (4.79495, 0.00000)

MAXIMA --- BETX(13) = 13.87963      BETY(36) = 13.67106  
MINIMA --- BETX(10) = 3.66905      BETY(23) = 3.80459

XEQ(23) = 2.93871      YEQ(36) = 0.00000  
XEQ( 1) = .60721      YEQ(36) = 0.00000

-----

TABLE II

1BETATRON FUNCTIONS OF BS2 (No chromaticity sextupoles)

CIRCUMFERENCE = 201.7800 M  
RADIUS = 32.1143 M

THETX = 6.28318532 RAD      NUX = 4.75000  
THEY = 0.00000000 RAD      NUY = 4.75000

DNUX/(DP/P) = 4.54397      (DS/S)/(DP/P) = .0434943  
DNUY/(DP/P) = -13.39855      TGAM = (4.79495, 0.00000)

MAXIMA --- BETX(17) = 13.87963      BETY(52) = 13.67106  
MINIMA --- BETX(14) = 3.66905      BETY(35) = 3.80459

          XEQ(35) = 2.93871      YEQ(52) = 0.00000  
          XEQ( 1) = .60721      YEQ(52) = 0.00000

AMPLITUDE DEPENDENCE OF TUNES DUE TO SEXTUPOLES

NU-X = 4.750000 - .236E+02EX + .112E+02EY  
NU-Y = 4.750000 + .112E+02EX - .200E+02EY

TABLE III

---

 1BETATRON FUNCTIONS OF B4C (Chrom. sext. at 1,2,4,7)
 

---

CIRCUMFERENCE = 201.7800 M  
 RADIUS = 32.1143 M

THETX = 6.28318532 RAD      NUX = 4.75000  
 THETY = 0.00000000 RAD      NUY = 4.75000

DNUX/(DP/P) = -.00000      (DS/S)/(DP/P) = .0434943  
 DNUY/(DP/P) = .00000      TGAM = (4.79495, 0.00000)

MAXIMA --- BETX(21) = 13.87963      BETY(56) = 13.67106  
 MINIMA --- BETX(18) = 3.66905      BETY( 9) = 3.80459

          XEQ(37) = 2.93871      YEQ(56) = 0.00000  
       XEQ( 1) = .60721      YEQ(56) = 0.00000

---

 SEXTUPOLE CORRECTIONS
 

---

KSF = .35878577E-01      KSD = -.80131487E+00

---

## AMPLITUDE DEPENDENCE OF TUNES DUE TO SEXTUPOLES

NU-X = 4.750000 + .883E+01EX + .651E+00EY  
 NU-Y = 4.750000 + .651E+00EX + .808E+02EY

---

Acknowledgements:

We wish to thank members of the Booster Lattice Design Study Group: A. Antillon, D. Barton, J. Claus, G. Danby, G. Dell, E. Forsyth, R. Gupta, J. Kats, S. Y. Lee, Y. Y. Lee G. Morgan, G. Parzen, E. C. Raka, R. Rau, S. Tepikian, X. Zhao and Ms. K. Brown for our drawings.

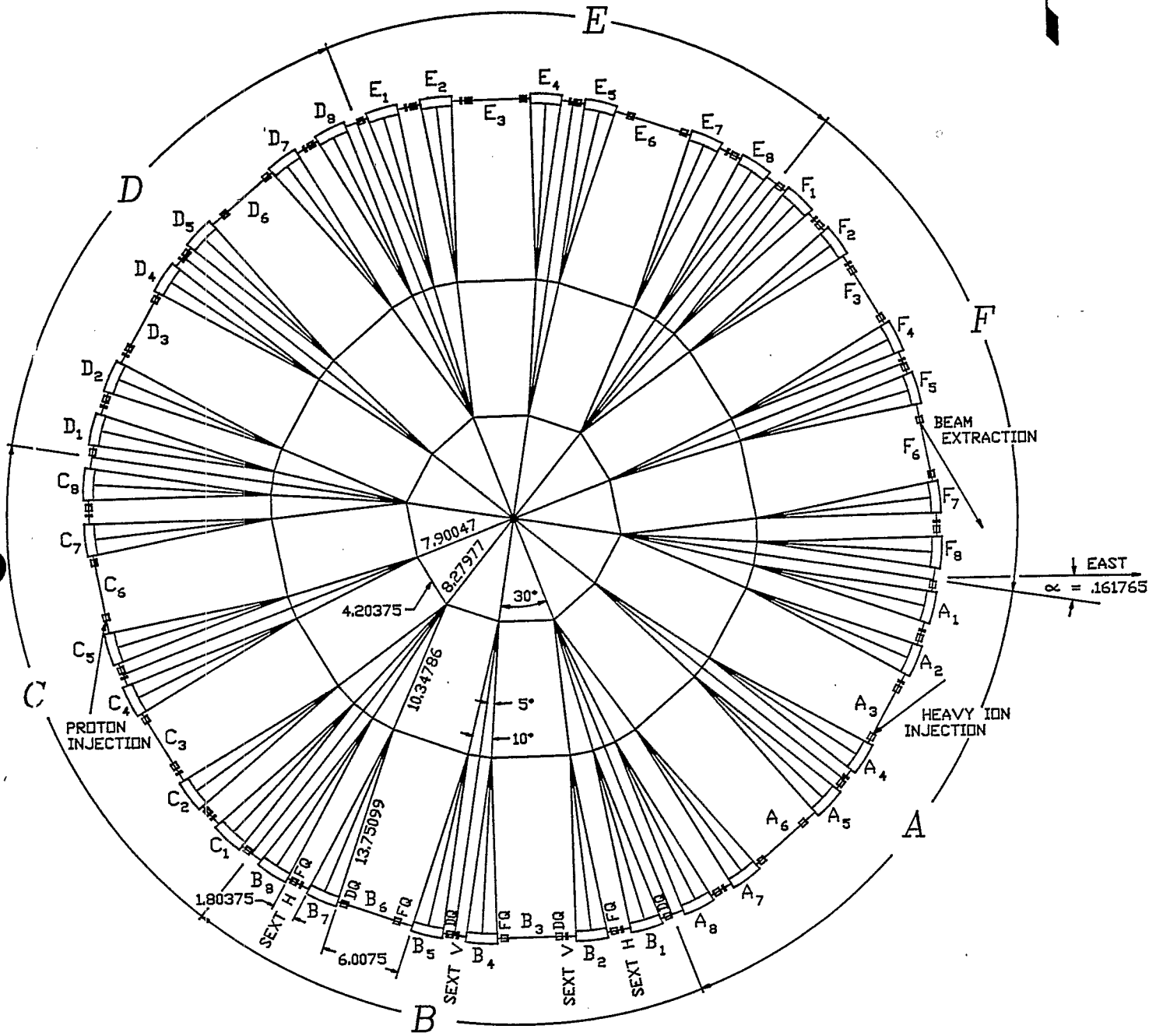
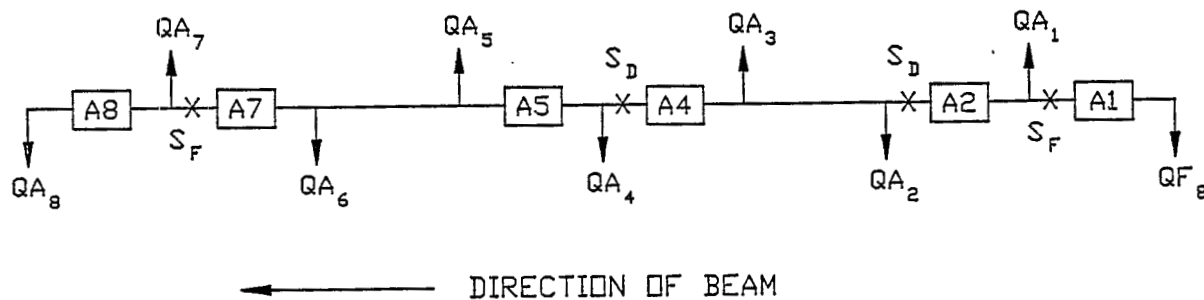
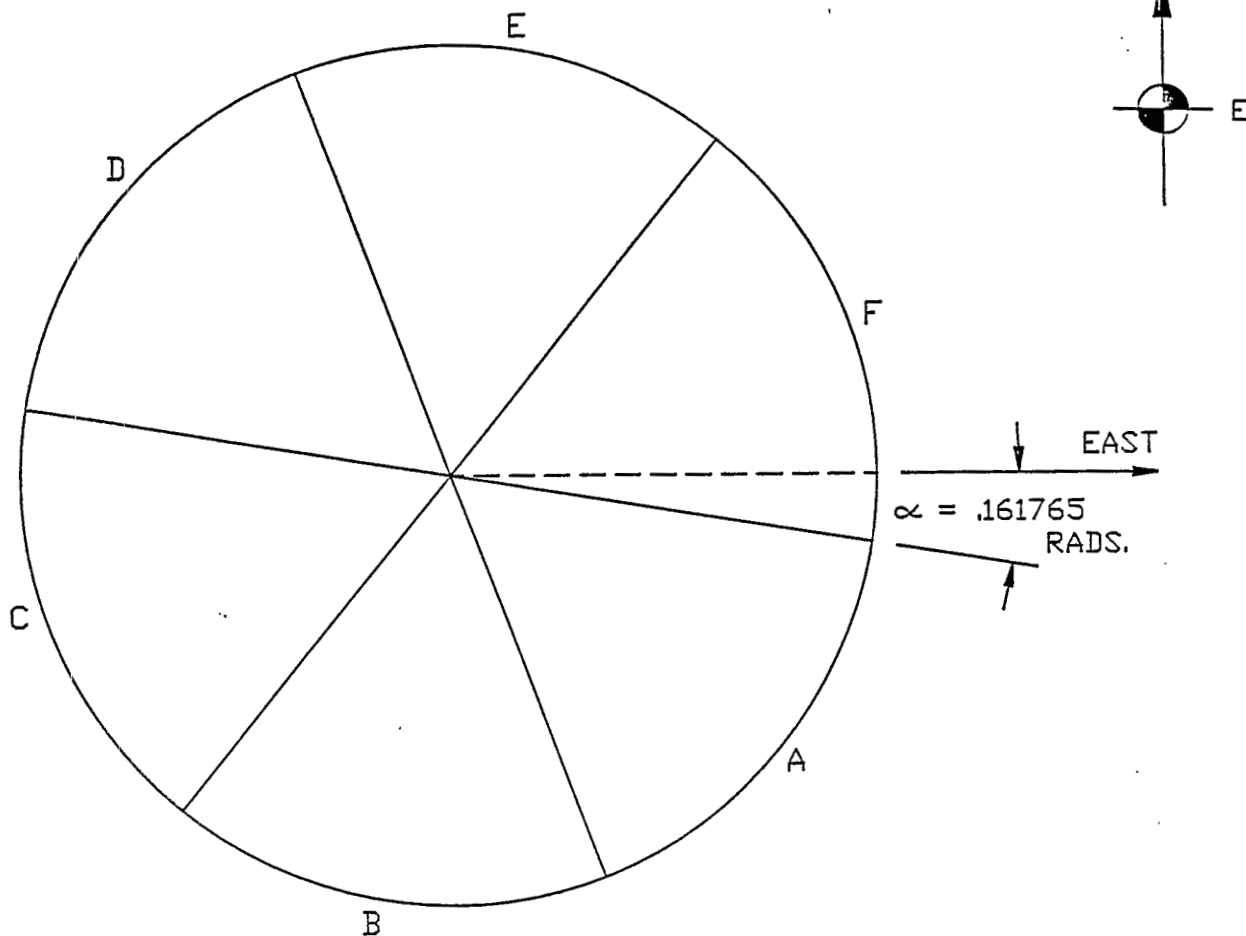


Fig. 1 Overall Layout of the Booster

0 5  
METERS

NOTE: ALL DIMENSIONS ARE IN METERS



- ↑ = FOCUSING QUADRUPOLE
- ↓ = DEFOCUSING QUADRUPOLE
- = BENDING MAGNET (DIPOLE)
- X = SEXTUPOLE

FIG. 2 a) Schematic Diagram of the Booster and  
b) Components of the Superperiod

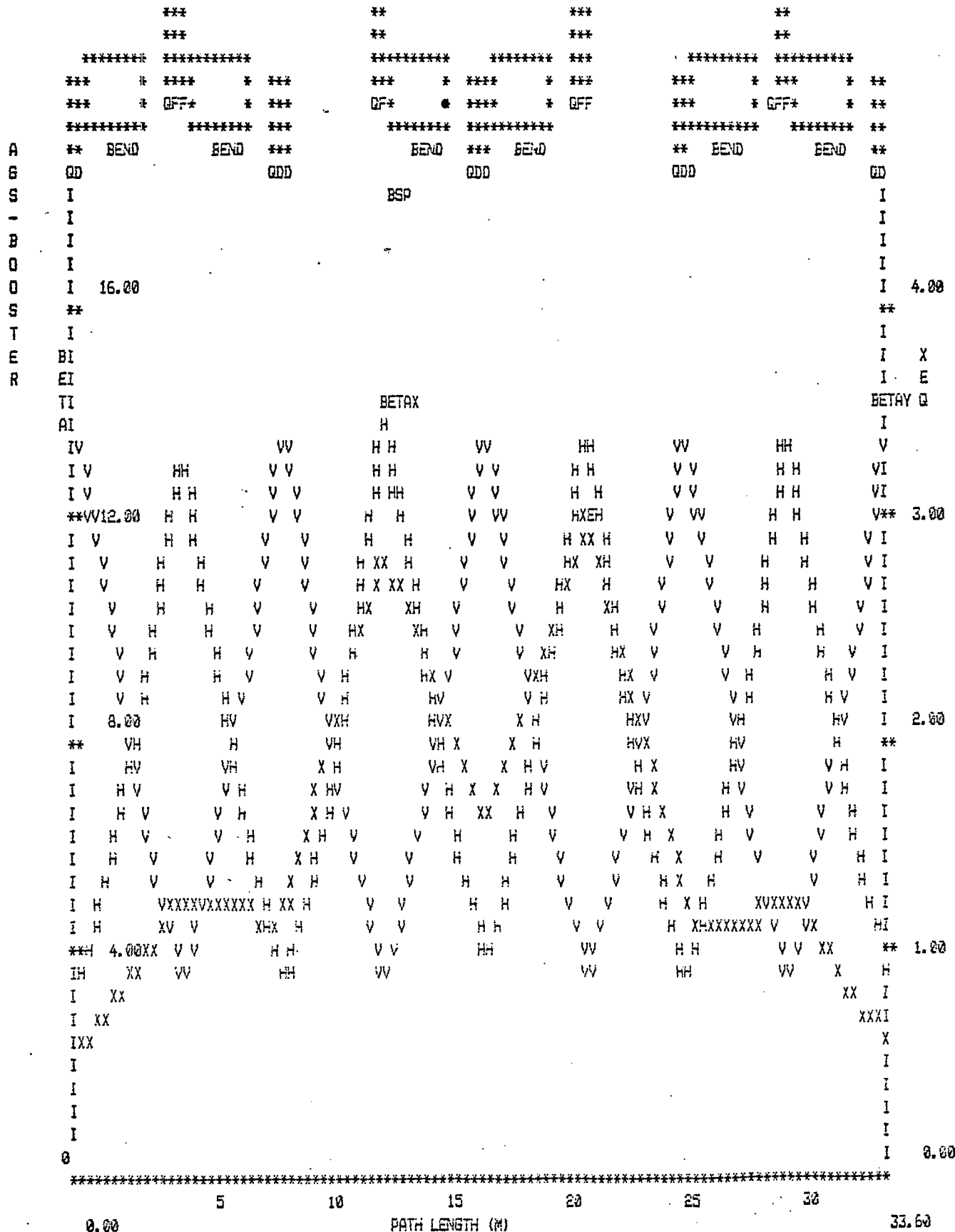


FIG. 3 The Amplitude and Dispersion Functions of the Booster Lattice.

## BETATRON FUNCTIONS OF BSP (Linear Lattice)

POS	S(M)	NUX	NUY	BETAX(M)	BETAY(M)	XEQ(M)	YEQ(M)	ZEQ (M)	ALPHAX	ALPHAY	DXEQ	DYEQ
0	0.000	0.0000	0.0000	3.72324	13.67106	.60721	0.00000	0.00000	.00813	-.00000	-.01414	0.00000
1 QF	.252	.0106	.0030	3.87185	13.18971	.61458	0.00000	0.00000	-.60519	1.88810	-.07285	0.00000
2 S30	.552	.0224	.0067	4.26672	12.08800	.63644	0.00000	0.00000	-.71105	1.78427	-.07285	0.00000
3 BEND	2.952	.0836	.0542	9.49416	5.51703	1.00964	0.00000	.13790	-1.44489	.95364	-.23736	0.00000
4 S100	3.952	.0981	.0886	12.70917	3.95585	1.24700	0.00000	.13790	-1.77012	.60754	-.23736	0.00000
5 QF	4.204	-.1012	.0990	13.16202	3.80459	1.28473	0.00000	.13790	-.00683	-.00000	.06136	0.00000
6 QF	4.456	-.1043	.1094	12.71589	3.95585	1.27773	0.00000	.13790	1.75739	-.60754	-.11677	0.00000
7 S30	4.756	-.1082	.1209	11.69040	4.35153	1.24270	0.00000	.13790	1.66094	-.71137	-.11677	0.00000
8 BEND	7.156	-.1570	.1809	5.35955	9.75962	1.15390	0.00000	.34147	.95008	-1.54200	.04296	0.00000
9 S100	8.156	-.1924	.1949	3.81440	13.18971	1.19685	0.00000	.34147	.59508	-1.88810	.04296	0.00000
10 QF	8.408	-.2032	.1979	3.66905	13.67106	1.22933	0.00000	.34147	-.01112	-.00000	-.21570	0.00000
11 QF	8.659	-.2140	.2009	3.82587	13.18971	1.30617	0.00000	.34147	-.61894	1.88810	.39623	0.00000
12 S30	12.359	-.3006	.2865	13.35506	3.95585	2.77220	0.00000	.34147	-1.95652	.60754	.39623	0.00000
13 QF	12.611	-.3035	.2969	13.87963	3.80459	2.82317	0.00000	.34147	-.10183	-.00000	.00726	0.00000
14 QF	12.863	-.3064	.3073	13.45529	3.95585	2.77584	0.00000	.34147	1.76692	-.60754	-.38197	0.00000
15 S30	13.163	-.3101	.3188	12.42271	4.35153	2.66125	0.00000	.34147	1.67501	-.71137	-.38197	0.00000
16 BEND	15.563	-.3551	.3788	5.91706	9.75962	1.91765	0.00000	.73596	1.00809	-1.54200	-.23612	0.00000
17 S100	16.563	-.3870	.3929	4.24162	13.18971	1.68153	0.00000	.73596	.66734	-1.88810	-.23612	0.00000
18 QF	16.815	-.3967	.3958	4.07363	13.67106	1.65204	0.00000	.73596	.00759	.00000	.00123	0.00000
19 QF	17.067	-.4065	.3988	4.23379	13.18971	1.68215	0.00000	.73596	-.65106	1.88810	.23862	0.00000
20 S30	17.367	-.4172	.4026	4.65469	12.08800	1.75374	0.00000	.73596	-.75195	1.78427	.23862	0.00000
21 BEND	19.767	-.4742	.4501	9.96843	5.51703	2.50578	0.00000	1.10251	-1.43958	.95364	.38649	0.00000
22 S100	20.767	-.4881	.4844	13.15579	3.95585	2.89228	0.00000	1.10251	-1.74779	.60754	.38649	0.00000
23 QF	21.019	-.4911	.4948	13.58117	3.80459	2.93871	0.00000	1.10251	.07862	.00000	-.01886	0.00000
24 QF	21.271	-.4941	.5052	13.07841	3.95585	2.88283	0.00000	1.10251	1.89418	-.60754	-.42355	0.00000
25 S30	24.971	-.5812	.5908	3.86395	13.18971	1.31570	0.00000	1.10251	.59622	-1.88810	-.42355	0.00000
26 QF	25.223	-.5919	.5938	3.71955	13.67106	1.23212	0.00000	1.10251	-.01606	-.00000	-.24214	0.00000
27 QF	25.474	-.6025	.5967	3.88052	13.18971	1.19299	0.00000	1.10251	-.63068	1.88810	-.06948	0.00000
28 S30	25.774	-.6142	.6005	4.29135	12.08800	1.17215	0.00000	1.10251	-.73874	1.78427	-.06948	0.00000
29 BEND	28.174	-.6746	.6480	9.69009	5.51703	1.19735	0.00000	1.30370	-1.48785	.95364	.09042	0.00000
30 S100	29.174	-.6888	.6823	12.99744	3.95585	1.28777	0.00000	1.30370	-1.81950	.60754	.09042	0.00000
31 QF	29.426	-.6918	.6927	13.46504	3.80459	1.28799	0.00000	1.30370	-.01535	-.00000	-.08863	0.00000
32 QF	29.678	-.6948	.7031	13.01254	3.95585	1.24338	0.00000	1.30370	1.79092	-.60754	-.26461	0.00000
33 S30	29.978	-.6986	.7146	11.96709	4.35153	1.16400	0.00000	1.30370	1.69392	-.71137	-.26461	0.00000
34 BEND	32.378	-.7463	.7747	5.48311	9.75962	.72338	0.00000	1.46271	.98025	-1.54200	-.10164	0.00000
35 S100	33.378	-.7810	.7887	3.88023	13.18971	.62175	0.00000	1.46271	.62263	-1.88810	-.10164	0.00000
36 QF	33.630	-.7917	.7917	3.72324	13.67106	.60721	0.00000	1.46271	.00813	-.00000	-.01414	0.00000

CIRCUMFERENCE = 201.7800 M  
RADIUS = 32.1143 M  
(DS/S)/(DP/P) = .0434943

THETA = 6.28318532 RAD  
THETA = 0.00000000 RAD  
TGAM=( 4.79495, 0.00000)

NUX = 4.75000  
NUY = 4.75000

DNUX/(DP/P) = -4.80824  
DNUY/(DP/P) = -5.13813

MAXIMA --- BETX( 13) = 13.87963 BETY( 36) = 13.67106 XEQ( 23) = 2.93871 YEQ( 36) = 0.00000  
MINIMA --- BETX( 10) = 3.66905 BETY( 23) = 3.80459 XEQ( 1) = .60721 YEQ( 36) = 0.00000