

Linac momentum spread--a crude measurement

L. Ahrens

June 1983

Collider Accelerator Department
Brookhaven National Laboratory

U.S. Department of Energy

USDOE Office of Science (SC)

Notice: This technical note has been authored by employees of Brookhaven Science Associates, LLC under Contract No. DE-AC02-76CH00016 with the U.S. Department of Energy. The publisher by accepting the technical note for publication acknowledges that the United States Government retains a non-exclusive, paid-up, irrevocable, world-wide license to publish or reproduce the published form of this technical note, or allow others to do so, for United States Government purposes.

DISCLAIMER

This report was prepared as an account of work sponsored by an agency of the United States Government. Neither the United States Government nor any agency thereof, nor any of their employees, nor any of their contractors, subcontractors, or their employees, makes any warranty, express or implied, or assumes any legal liability or responsibility for the accuracy, completeness, or any third party's use or the results of such use of any information, apparatus, product, or process disclosed, or represents that its use would not infringe privately owned rights. Reference herein to any specific commercial product, process, or service by trade name, trademark, manufacturer, or otherwise, does not necessarily constitute or imply its endorsement, recommendation, or favoring by the United States Government or any agency thereof or its contractors or subcontractors. The views and opinions of authors expressed herein do not necessarily state or reflect those of the United States Government or any agency thereof.

AGS STUDIES REPORTDate 9 June 1983Time 0900Experimenters L. AhrensReported by L. AhrensSubject Linac Momentum Spread -- A Crude MeasurementOBSERVATIONS AND CONCLUSION

The pulse lengths of bursts of protons which occur at the beginning of the pulse train from the Linac are measured using the F20 Wall Current Monitor on succeeding turns around the AGS. The smearing out of the bunch gives a measure of the momentum spread of the protons contained within it.

Figures 1 and 2 are photos of these precursion bunches on succeeding turns. Figure 3 shows widths versus turn number estimated from these photographs at the base line and at a half height position. Points plotted as 0 and X come from Fig. 1, FWHM and base line width respectively. The dots are FWHM from Fig. 2.

F20 Wall Monitor

$$\frac{\Delta\tau}{\tau} = \left(\alpha - \frac{1}{\gamma^2}\right) \frac{\Delta p}{p}$$

$$\frac{\Delta p}{p} \approx \frac{\Delta\tau}{\tau} (\gamma^2)$$

$$= \left(\frac{3 \times 10^5}{\text{sec}}\right) (\Delta\tau)$$

Using this the "eyeball" slopes in the figure imply momentum spreads of 14% at FWHM point, which includes approximately 75% of the particles and .20% at the base line.

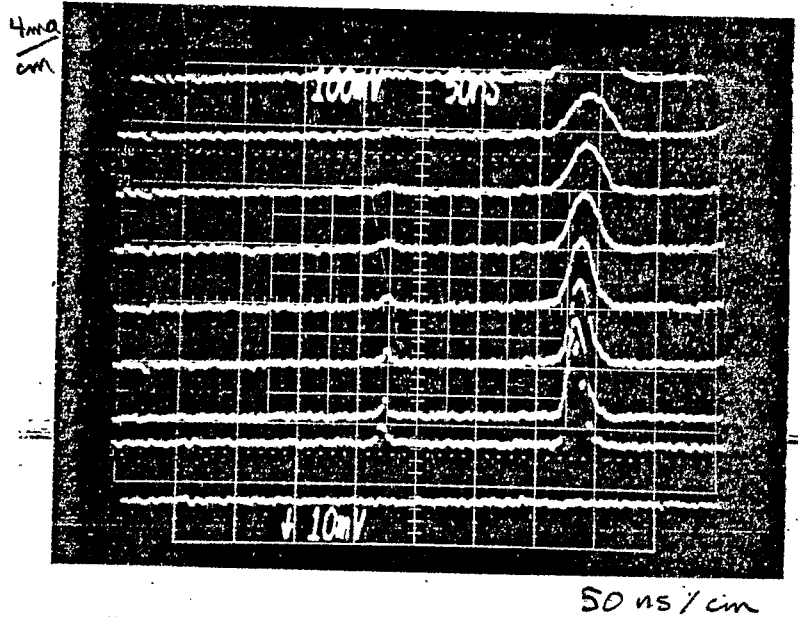


Fig. 1. Linac Pulse Precursor

- 2 -

The base line estimates would not be sensitive to a small high $\Delta p/p$ component—which would quickly be lost in the base line noise.

The precursor pulses are probably due to ringing associated with the discharge of the "chopper" circuit which defines the front edge of the Linac pulse.

The measurement was suggested by both G.W. Glenn and E. Raka.

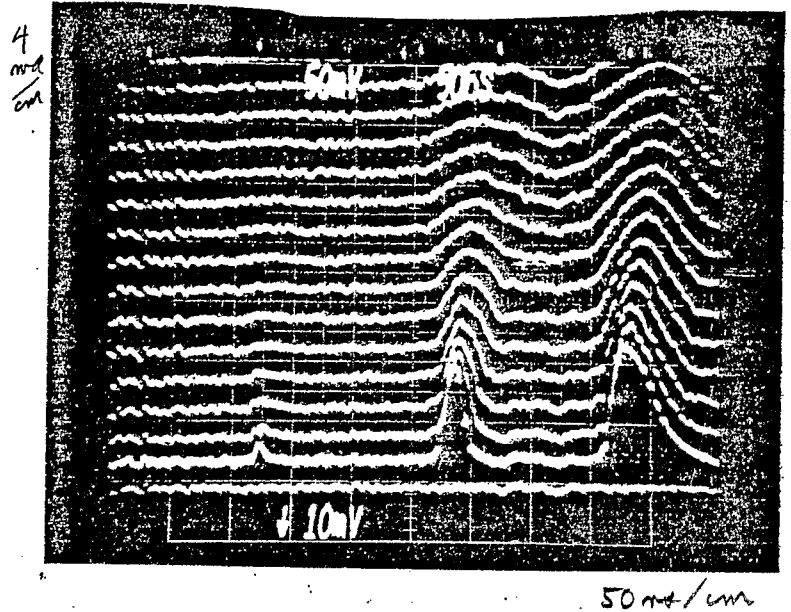


Fig. 2. Linac Pulse Precursors

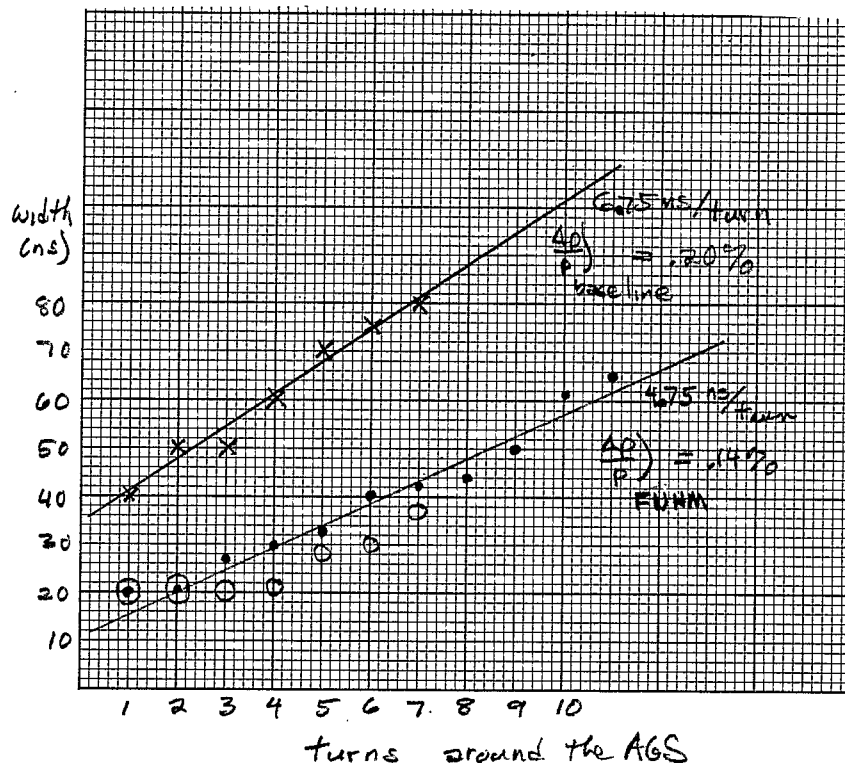


Fig. 3. Turns around the AGS