

Stopband Correction of the AGs Booster Observed Loss by 4th Resonance

C. Gardner

April 1993

Collider Accelerator Department
Brookhaven National Laboratory

U.S. Department of Energy

USDOE Office of Science (SC)

Notice: This technical note has been authored by employees of Brookhaven Science Associates, LLC under Contract No. DE-AC02-76CH00016 with the U.S. Department of Energy. The publisher by accepting the technical note for publication acknowledges that the United States Government retains a non-exclusive, paid-up, irrevocable, world-wide license to publish or reproduce the published form of this technical note, or allow others to do so, for United States Government purposes.

DISCLAIMER

This report was prepared as an account of work sponsored by an agency of the United States Government. Neither the United States Government nor any agency thereof, nor any of their employees, nor any of their contractors, subcontractors, or their employees, makes any warranty, express or implied, or assumes any legal liability or responsibility for the accuracy, completeness, or any third party's use or the results of such use of any information, apparatus, product, or process disclosed, or represents that its use would not infringe privately owned rights. Reference herein to any specific commercial product, process, or service by trade name, trademark, manufacturer, or otherwise, does not necessarily constitute or imply its endorsement, recommendation, or favoring by the United States Government or any agency thereof or its contractors or subcontractors. The views and opinions of authors expressed herein do not necessarily state or reflect those of the United States Government or any agency thereof.

AGS Complex Machine Studies (AGS Studies Report No. 291) Stopband Correction of the AGS Booster Observed Loss by 4th Resonance	
Study Period:	April 19, May 12, 1993
Participants:	C. Gardner, Y. Shoji, C. Whalen
Reported by:	Y. Shoji
Machine:	April 19: User 3; MMPS: high dB/dt injection; low intensity May 12: User3; MMPS: with 1.7 kG flat-porch; low intensity (middle 5 turns, 60 degrees)
Aim:	To see the beam loss by 4th resonances and to know how effective they are.

We observed a beam loss by 4th-order resonances with low intensity beam. They were small but they existed and are observable.

I April 19

We looked to see if there was any loss on the $4Q_x=19$ resonance (excited by 19th harmonic octupole). We observed some loss as shown in Fig.1.

II May 12

We observed a beam loss at $Q_x=4.78$ and $Q_y=4.72$, where no strong resonance existed. Fig.2 shows the beam loss v.s. Q_y . The tunes were set flat through the cycle. But it changed from 150ms to 160ms after T0, where dB/dt was changing from 0G/ms to 70G/ms as shown in Fig.3. The beam loss occurred here and at the injection. We didn't have time for more investigation at that time. The beam loss point in the tune space was pointed with black spots in Fig.4. This was thought to be the loss by $2Q_x+2Q_y=19$. The resonance $Q_x+3Q_y=19$ looked weaker than $2Q_x+2Q_y=19$.

FIGURE CAPTIONS

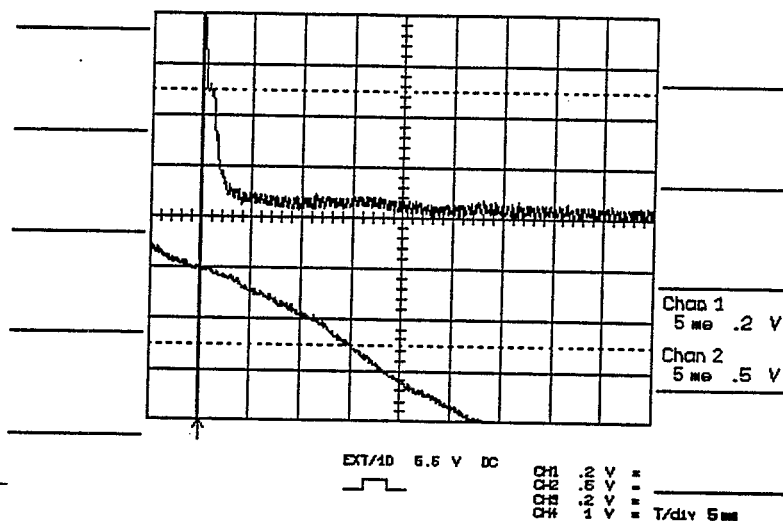
Fig. 1 Beam loss by crossing $4Q_x=19$.

Fig. 2 The beam current dependence on Q_y .

Fig. 3 Measured tune through the cycle. Set values were $Q_x=4.78$ and $Q_y=4.70$.

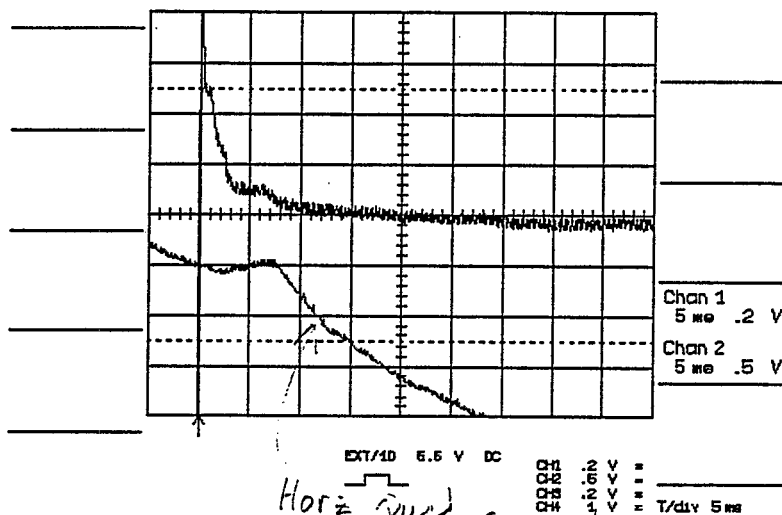
Fig. 4 Location of the observed beam loss in the tune space. The solid lines are 3rd order resonances. The broken lines are 4th order resonances.

19-Apr-93
22:45:54



Not going through $4Qx = 19$.

19-Apr-93
22:43:30

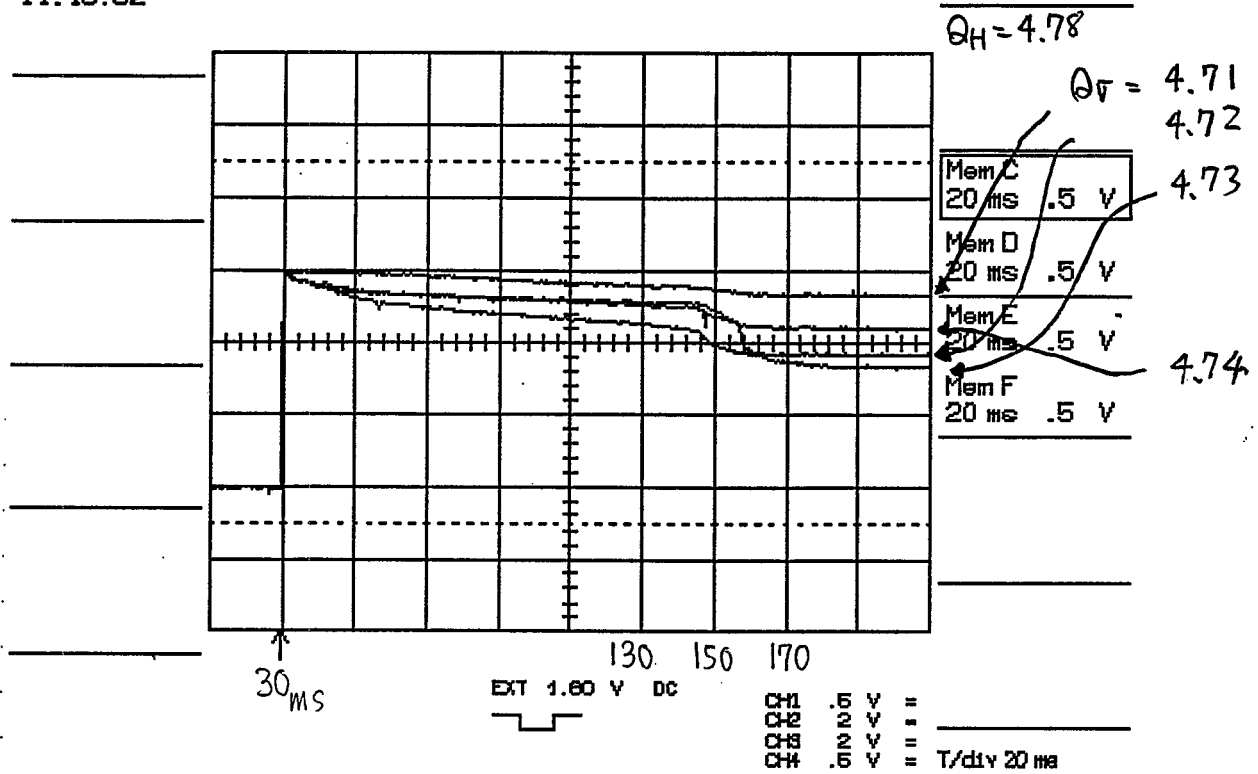


Going through $4Qx = 19$

Fig. 1

12-May-93
11:16:32

NO or SLOW TRIGGER



Qh=4.78 Qv=4.71-4.74

Fig. 2

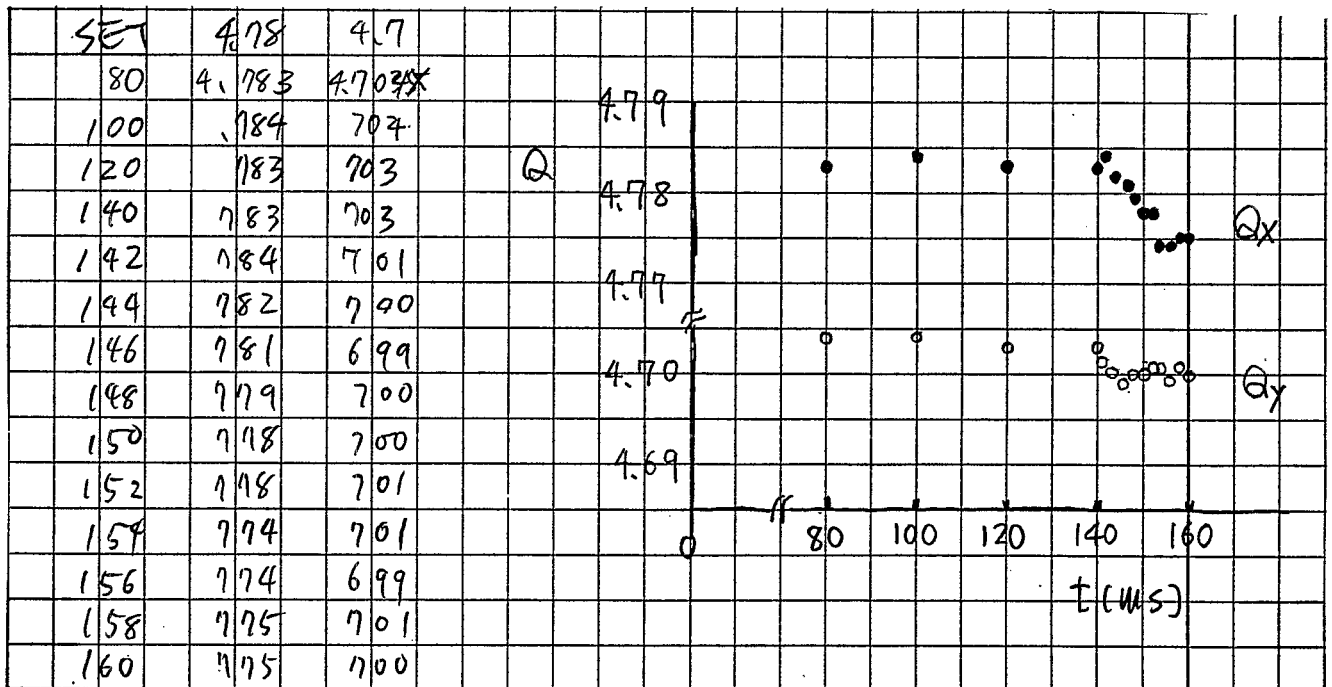
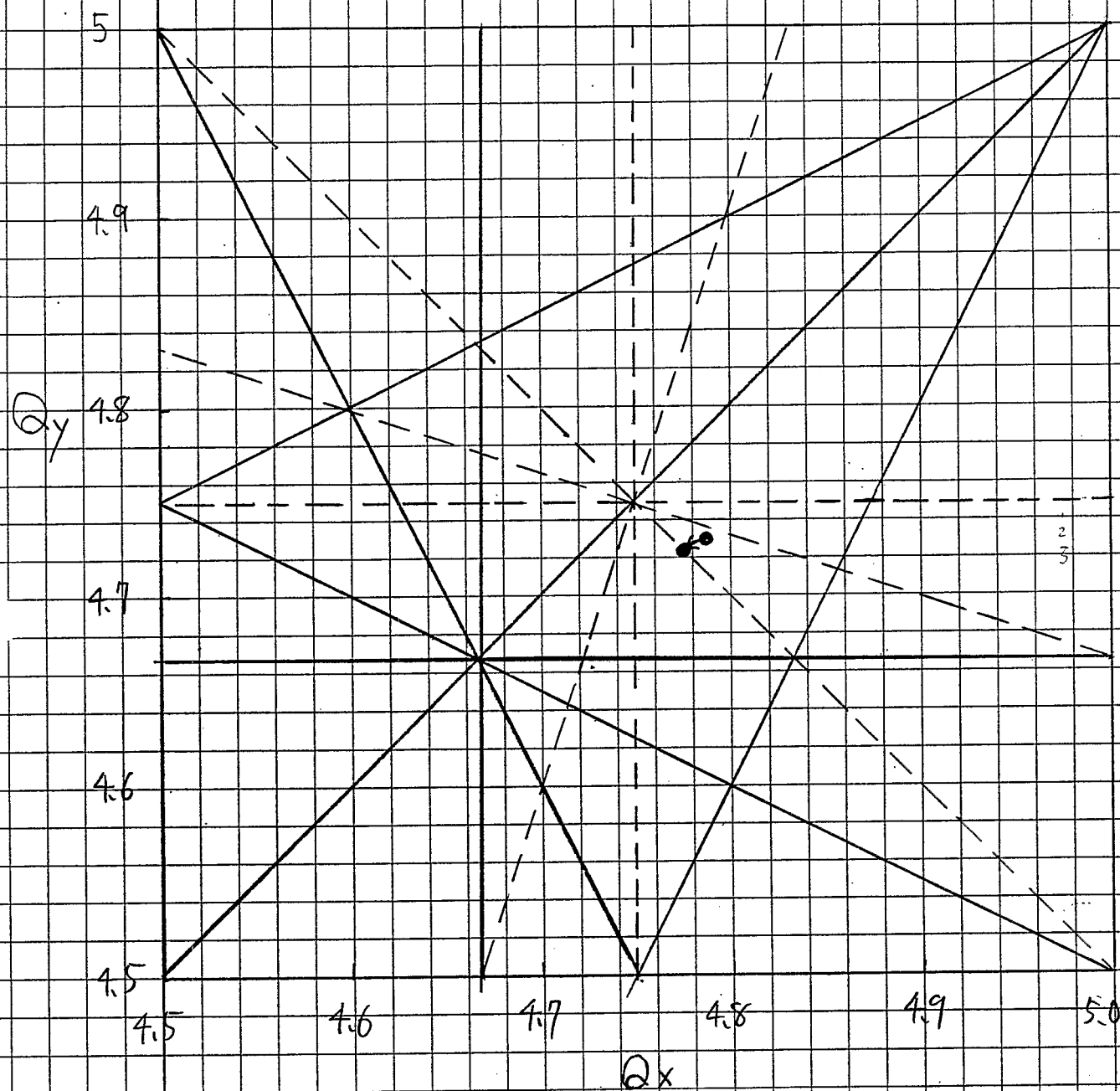


Fig. 3

Fig. 4